

TEL. 9554725, 55110031

PABX-575,

Mail: fxdeal@janatabank-bd.com

Exchange Rate Circular - 135

EFFECTIVE DATE: 29 July-01 August 2021

JANATA BANK LIMITED

TREASURY DEPT.(FRONT OFFICE)

HEAD OFFICE, DHAKA

INDICATIVE ONLY: Rates may vary in the

same day

For Previous Rate Sheet Click

<https://goo.gl/URA0t4>

DATE: 29 Jul 2021

Thursday

A) CROSS RATE OF SYD, TOK, HKG & S.E ASIAN MARKETS AS ON 29/07/2021

	GBP/USD	EUR/USD	USD/JPY	USD/C.DLR	USD/S.FRA	AUD/USD
SELLING	1.3930	1.1857	109.7900	1.2452	0.9090	0.7406
BUYING	1.3926	1.1853	109.8000	1.2452	0.9094	0.7406

B) JANATA BANK LTD'S CASH

CURRENCY & T.C TO PUBLIC TK PER UNIT OF FOREIGN CURRENCY

SELLING	CURRENCY	BUYING	SELLING	CURRENCY	BUYING
86.9000	US Dollar	84.5000	23.5000	Saudi Riyal	20.7000
117.8000	G. B. Pound	111.8000	24.0000	UAE. Dirham	21.5000
103.9000	Euro	100.0000	20.8000	MAL.Ringit	18.0000
63.4140	Aus. Dollar	53.9640	1.2400	Indian Rupee	1.1500

BE SAME AS SELLING T.T.& O.D AND BUYING O.D. TRANSFER

SELLING		NAME OF CURRENCY	BUYING			
T.T.& O.D.	B.C.		T.T.CLEAN	T.T.DOC	O.D.SIGHT EXP.BILLS	O.D. TRANSFER
84.9500	84.9500	US Dollar	84.2000	84.1500	84.1000	83.9000
120.4179	120.5597	G. B. POUND	116.7868	116.6114	116.3672	115.9029
102.7722	103.0078	EURO	98.8660	98.2094	98.0663	97.8733
0.7970	0.8033	JP.YEN	0.7699	0.7631	0.7619	0.7115
70.2241	70.4022	CAN.DLR	68.8049	68.7271	68.5186	67.8645
94.8979	95.0604	SWISS.FRANC	93.4043	93.2053	93.1035	92.5639
223.0000	223.0002	OMANIAN RIYAL	219.1501	211.9164	211.2743	203.0454
11.2500	11.4094	H.K.DLR	10.8995	10.8879	10.8561	10.8244
63.5823	66.2948	SING.DLR	62.5443		61.2955	57.5710
2.6117	2.6161	THI.BAHT	2.5786		2.5684	2.5609
20.3173	20.3367	MAL.RINGIT	20.0663		19.9865	19.9279
23.3010	23.3092	UAE.DIRHAM			22.9816	22.9975
22.8189	22.8769	SAUDI RIYAL			22.5091	22.4400
20.5000	21.8563	QATAR RIYAL				19.0000
280.2367	287.5918	KUWAIT DINAR				251.0000
224.7528	225.0000	BAHRAIN DINAR				216.0355
13.5746	14.1749	CHINESE YUAN				12.5000

D) USANCE RATE:	30 DAYS	60 DAYS	90 DAYS	120 DAYS	150 DAYS	180 DAYS
US Dollar	83.5988	83.1077	82.6165	82.1253	81.6342	81.1430
G. B. POUND	115.6859	115.0047	114.0315	113.6422	112.9609	112.2797
EURO	97.4896	96.9129	96.0890	95.7594	95.1827	94.6060

E) FORWARD RATE:		1 MONTH	2 MONTHS	3 MONTHS	6 MONTHS	1 YEAR
SELLING	US Dollar	85.5270	85.8040	86.1309	87.3119	0.0000
BUYING	US Dollar	84.6053	85.0604	85.3158	86.5315	0.0000


F) NFCD INTT RATE, EFFECT ON: 16.07.2021 To 31.07.2021	1 MONTH	3 MONTHS	6 MONTHS	12 MONTHS
US Dollar	0.08342	0.13391	0.15175	0.24152
G. B. POUND	0.05275	0.07656	0.09888	0.19564
EURO	0.00000	0.00000	0.00000	0.00000


G) LIBOR AS ON 28/07/2021, 60 DAYS 0.10700 90 DAYS 0.12850 180 DAYS 0.15400


H) INDICATIVE RATE OF 01 SDR, USD WITH NTL, CUR OF ACU MEMBERS AS IMF RATE 16/07/2021	IN.RS	N.RS	SL.RS	PK.RS	BD TK	USD
USD 1	74.6232	111.3247	177.1034	136.1198	84.5800	
SDR 1	106.1644	158.3787	251.9603	193.6540	120.3297	1.4227

IN CASE OF AUS. DOLLAR CASH RATE WILL BE USED FOR T.T ALSO

Rates mentioned in row C, D, E and F are applicable only for bank's own customers.


Md. Nur Islam
PO
Prepared By


Syeda Hasinatul Jannat
SPO
Checked By


Shipra Biswas
AGM
Authorized Signature


Md. Yakut Mia
DGM
Authorized Signature